

2022

TECNOLÓGICO DE MONTERREY
**IN WORLD
UNIVERSITY
RANKINGS**



CONTENT

1 Introduction

RANKINGS

QS - Quacquarelli Symonds Rankings

2 QS WUR - World University Rankings 2022

3 QS LATAM - Latin America Ranking 2022

4 QS World University Rankings by Subject 2022

5 QS Graduate Employability Ranking 2022

THE – Times Higher Education Ranking

7 THE WUR - World University Rankings 2022

8 THE LATAM - Latin America Ranking 2021

9 THE - Global Employability University Ranking 2021

10 THE - World University Rankings by Subject 2022

12 THE EE - Emerging Economies 2022

13 THE - Impact Rankings 2021


14 ARWU - Academic Ranking of World Universities 2019

15 América Economía 2020

17 RUR - Round University Ranking 2020

18 Best Global Universities Ranking – US News and World Report 2021

19 Webometrics 2021



INTRODUCTION

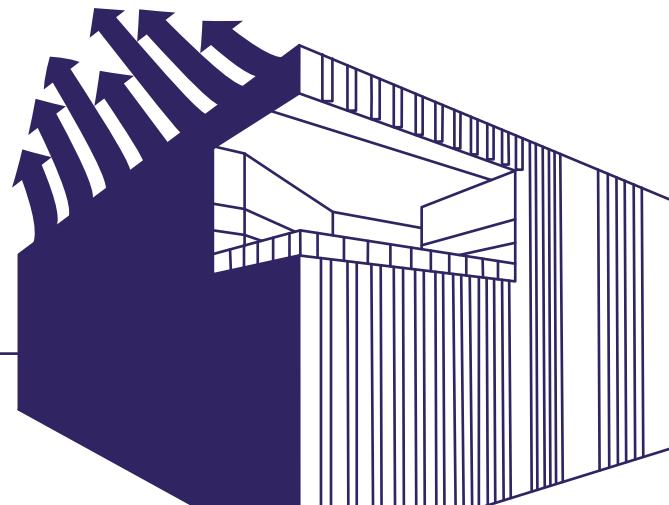
University rankings measure in different ways the performance and outputs of universities compared to their peers. These measures are usually related to the reputation of each institution. Nowadays, students, academics, governments, scholarship providers, employers, and university leaders use different university rankings for different purposes: from enrollment, to institutional recognition, to funding. Rankings influence major decisions in higher education. Rankings are developed by different entities, such as media companies, consulting agencies, governments, and academic institutions. Each of these uses different indicators and different weighing factors depending on each ranking purpose. While some rankings evaluate the university as a whole, others evaluate specific disciplines, programs or specific characteristics (i.e., web openness or institutional repositories). Furthermore, rankings can be evaluations at regional, national, or international levels, adapting their criteria to the main characteristics of the region or country.

Tecnológico de Monterrey has always pursued its own evaluation and continuous improvement. The Institution holds itself to the highest standards of collaboration with partner universities and contributions to academic progress, as well as commitment to society and resolution of socio-economic problems in Mexico and around the world.

The results of the rankings provide the basis for setting even more goals that are ambitious for us as an institution, for the benefit of our students and society; the implementation of our Tec21 Educational Model, which allows us to endorse our commitment to excellence education, is an example of this.

This brochure is aimed at several audiences, including faculty, students, alumni, parents, governments, and companies.

Neil Hernández Gress
Associate ViceRector for Research



QS Quacquarelli Symonds

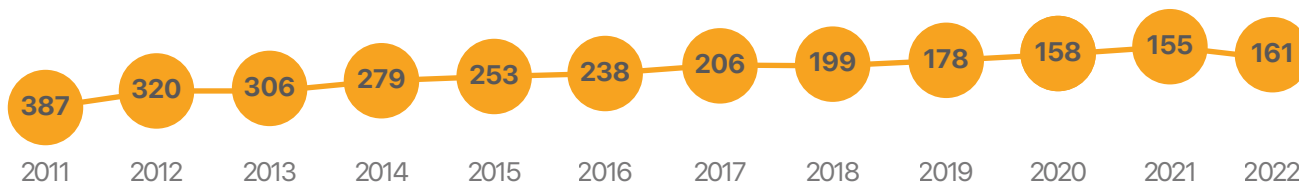
Quacquarelli Symonds (QS) is a British company specialising in the analysis of higher education institutions around the world. Nunzio Quacquarelli founded the company in 1990.



QS WUR - World University Rankings 2022

QS World University Rankings is an annual publication from Quacquarelli Symonds that evaluates universities considering six different criteria: Academic Reputation (40%), Citations per Faculty (20%), Faculty-Student Ratio (20%), Employer Reputation (10%), International Faculty (5%), and International Students (5%).

Tec participates in the QS World University Ranking since 2011. For the last edition (2022), our university was ranked #161 decreasing its position by 6 places due to evaluation of Tec as 'Un solo Tec' instead of 'Tec Research'

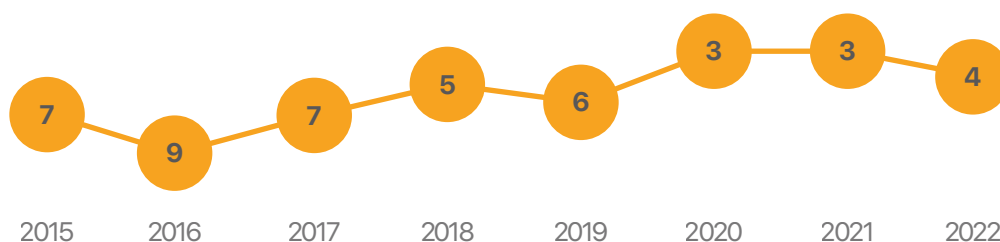


For further information, please refer to: <https://www.topuniversities.com/qs-world-university-rankings>



QS LATAM - Latin America Ranking 2022

QS Latin America University Rankings is an extension from the annual World University Rankings that retains key indicators of the second one, but also considers a set of performance metrics carefully tailored for the region. Methodology has not changed since 2017 and it considers the following criteria: Academic Reputation (30%), Employer Reputation (20%), Faculty to Student Ratio (10%), Staff with PhD (10%), International Research Network (10%), Citations per Paper (10%), Papers per Faculty (5%), and Web Impact (5%).



For further information, please refer to:

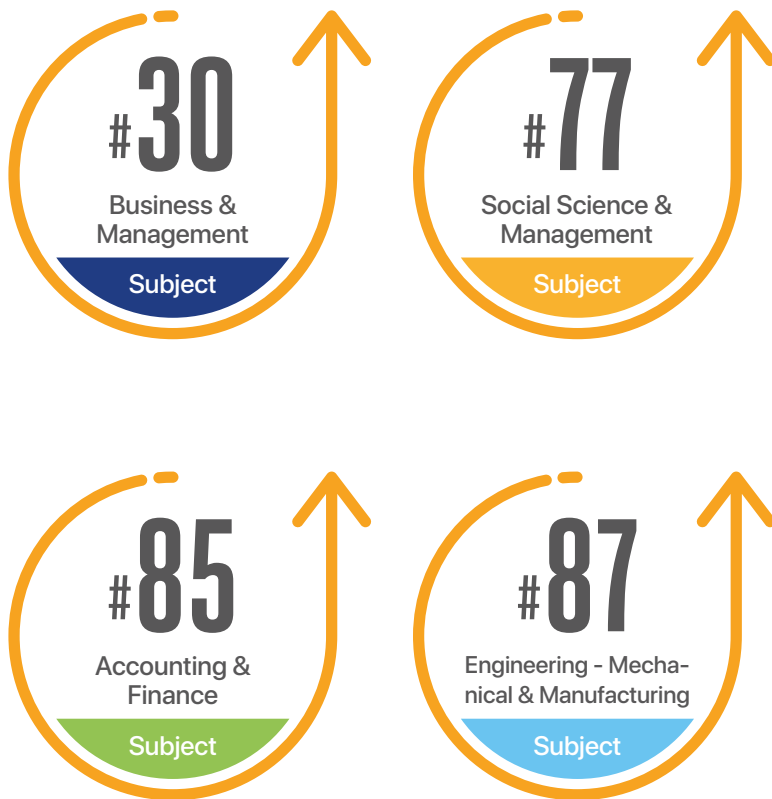
<https://www.topuniversities.com/university-rankings/latin-american-university-rankings/2022>



QS World University Rankings by Subject 2022

The QS World University Rankings by Subject cover 51 subjects in 5 board subject areas. Each subject and area follows the same methodology criteria but has specific weights: Academic Reputation, Employer Reputation, Citations per Paper, and H-Index. For detailed weightings, please refer to each school presentation.

For the last edition (2022), our university highlights are shown in the chart below:



Results of others subjects

● Architecture, Art & Design

- Top 100 – Art & Design
- Top 150 – Architecture, Built Environment

● Engineering & Science

- Top 150 – Computer Science & Information Systems

● Social Science & Government

- Top 150 – Economics y Econometrics

● Humanities & Education

- Top 150 – Modern Languages

For further information, please refer to: <https://www.topuniversities.com/subject-rankings/2022>

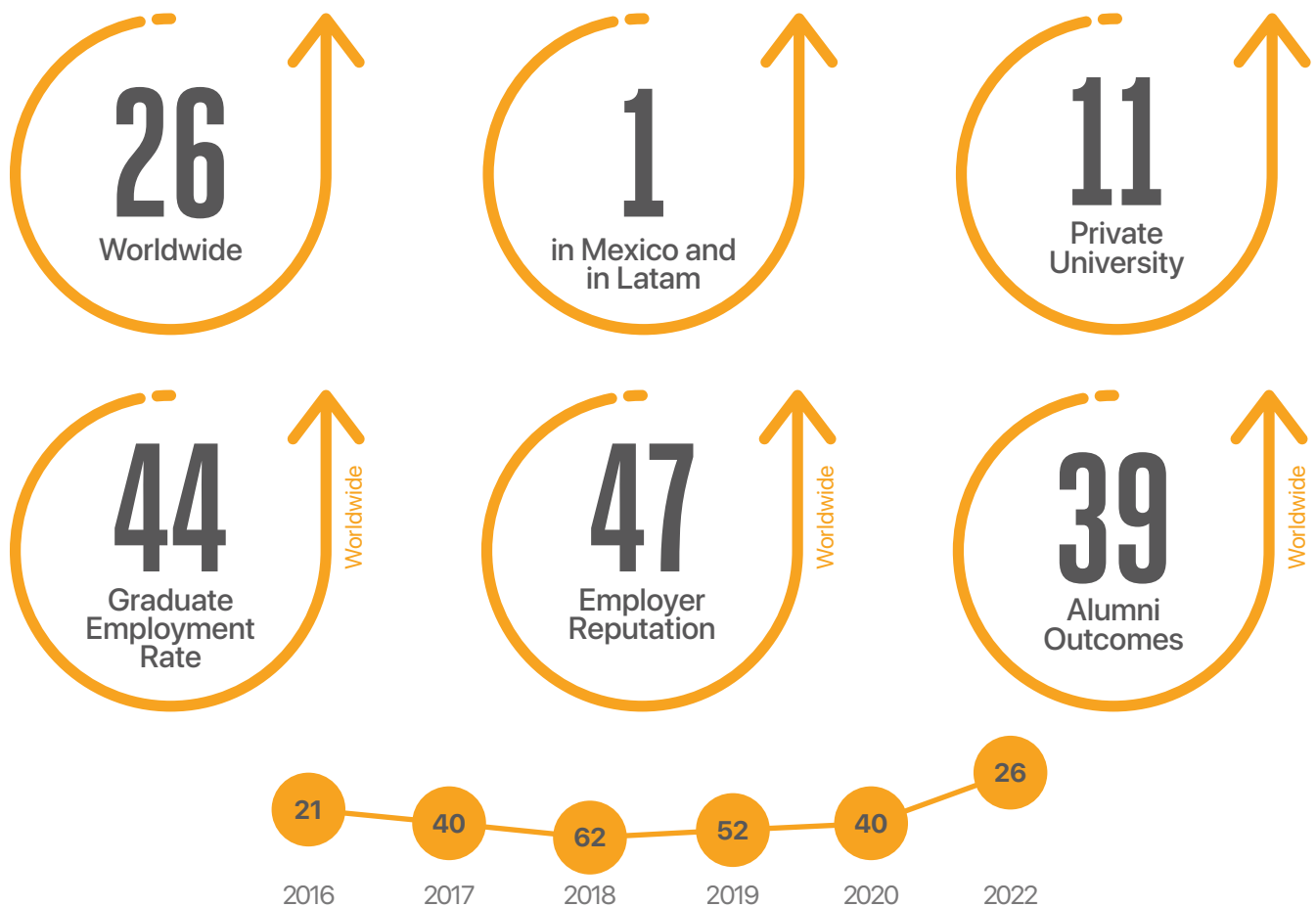


QS Graduate Employability Rankings 2022

The Graduate Employability Rankings is arguably the first attempt of its kind to globally compare the employability outcomes of higher education institutions, and tries to answer the following questions:

- How reputed are the institutions among employers?
- Are the institutions nurturing high-achievers?
- How connected are institutions to companies?
- How attractive are an institution's recent graduates to employers?

Each institution's score is comprised of five carefully chosen indicators. Employer Reputation excepted, all metrics used are, currently, unique to the QS Graduate Employability Rankings: Employer Reputation (30%), Alumni Outcomes (25%), Partnerships with Employers per Faculty (25%), Employer/Student Connections (10%), Graduate Employment Rate (10%).



For further information, please refer to:

<https://www.topuniversities.com/university-rankings/employability-rankings/2020>



“

The progressive advancement of Tec in the most important rankings in the world is a product of the growth and perseverance that has been demonstrated even in difficult and challenging times.

I feel very proud and grateful to Tec community because they give their best every day, for the good of our society.

Occupying a position in rankings is due to academics and researchers committed to a single purpose: transforming the lives of students.



Salvador Alva
Ex-president of Tecnológico de Monterrey



THE Times Higher Education

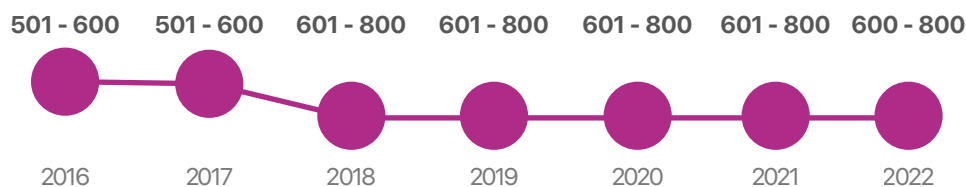
Times Higher Education (THE), formerly The Times Higher Education Supplement (THES) is a weekly magazine based in London, reporting specifically on news and issues related to higher education. It is the United Kingdom's leading publication in its field.



THE WUR - World University Rankings 2022

Since 2011, it is also the data provider of the THE World University Rankings that today analyze more than 2,000 universities using 13 carefully calibrated performance indicators grouped into five areas: Teaching, Research, Citations, International outlook and Industry Income.

Tec participates in the THE World University Rankings since 2016. For the last edition (2022), our university was ranked among the #601-800 band, keeping a place in this band since 2018.



Indicators of the ranking:

- Teaching: 30%
- Research: 30%
- Citations: 30%
- International outlook: 7.5%
- Industry Income: 2.5%

For further information, please refer to:

<https://www.timeshighereducation.com/world-university-rankings/2022/world-ranking>



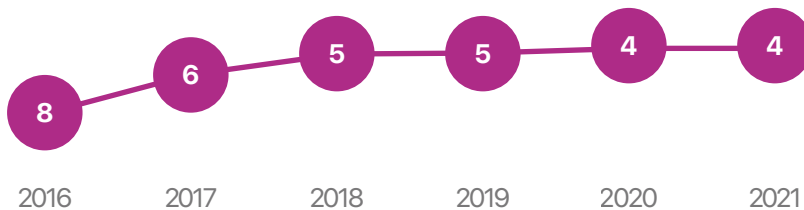
THE LATAM - Latin America Ranking 2021

The Times Higher Education Latin America University Rankings lists the best universities in the Latin America and Caribbean region. It is based on the same 13 rigorous performance indicators as the THE World University Rankings, but the weightings are different to reflect the characteristics of Latin America's universities: Teaching (the learning environment); Research (volume, income and reputation); Citations (research influence); International outlook (staff, students and research); and Industry Income (knowledge transfer).

Tec participates in the THE World University Rankings since 2016. For the last edition (2021), our university was ranked #4, keeping same place as last year.



↑ 4 places
(2016-2021)



Indicators of the ranking:

- Teaching: 36%
- Research: 34%
- Citations: 20%
- International outlook: 7.5%
- Industry Income: 2.5%

For further information, please refer to:

<https://www.timeshighereducation.com/world-university-rankings/2021/latin-america-university-rankings>



THE - Global Employability University Ranking 2021

This ranking is published since 2015 by THE but the online survey was implemented by EMERGING in 2010. Emerging is a HR consultancy and professional training agency. A specialist in optimizing recruitment and integrating young talents. Emerging has commissioned and produced the Global University Employability Ranking and Survey since 2011.

Through an online survey, more than 10,928 recruiters in 22 countries made their opinion on Higher Education worldwide. For this ninth edition 3,100 managers gave 118,196 votes to rate internationally more than 6,000 institutions in terms of employability.



For 2021 edition, Tec was ranked #82



we have kept 1st place in Mexico since 2015



1st year that our university is ranked #1 in Latin America

For further information, please refer to:

<https://www.timeshighereducation.com/student/best-universities/best-universities-graduate-jobs-global-university-employability-ranking>



THE - World University Rankings by Subject 2022

The subject tables of the THE WUR by Subject employ the same range 13-performance indicators used in the overall World University Rankings 2022, brought together with scores provided under five categories: Teaching, Citations, Research, International Outlook, and Industry Income.

However, the overall methodology is recalibrated carefully for each subject, with the weightings changed to suit the individual fields.

Subject	THE By Subject Results
	2022
Arts & Humanities	NR
Business & Economics	251-300
Clinical, Preclinical & Health	501-600
Computer Science	501-600
Education	151-175
Engineering & Technology	401-500
Law	NR
Life Sciences	401-500
Physical Sciences	601-800
Psychology	NR
Social Sciences	301-400

For further information, please refer to: <https://www.timeshighereducation.com/world-university-rankings/by-subject>



“

The performance of rankings is the result of the work of our teachers and researchers, the talent and quality of our students and the dedication demonstrated by the entire Tec community.

The results provide the basis for setting even more ambitious goals for us as an institution, for the benefit of our students and society; the implementation of our Tec21 Educational Model, which allows us to endorse our commitment to education of excellence, is an example of this.



David Garza Salazar
President of Tecnológico de Monterrey



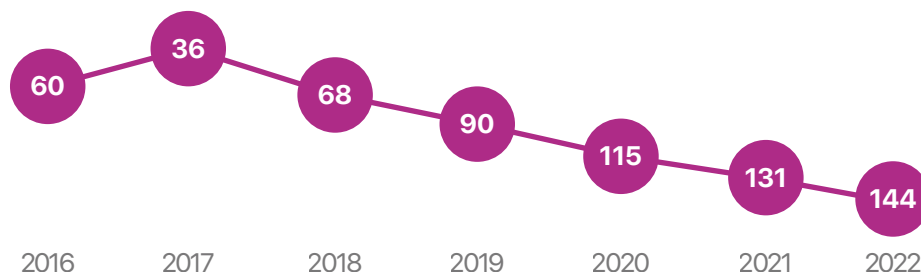


THE EE - Emerging Economies 2022

The Times Higher Education Emerging Economies University Rankings 2022 includes only institutions in countries classified by the FTSE - London Stock Exchange's FTSE Group as "advanced emerging", "secondary emerging" or "frontier".

The rankings use the same 13 performance indicators as the THE World University Rankings to judge institutions on their teaching, research, knowledge transfer and international outlook. However, they are recalibrated to reflect the development priorities of universities in emerging economies.

Tec participates in the THE World University Rankings since 2016. For the last edition (2022), our university was ranked #115.



- Indicators of the ranking:**
- Teaching: 30%
 - Research: 30%
 - Citations: 20%
 - International outlook: 10%
 - Industry Income: 10%

For further information, please refer to:

<https://www.timeshighereducation.com/world-university-rankings/2022/emerging-economies-university-rankings>

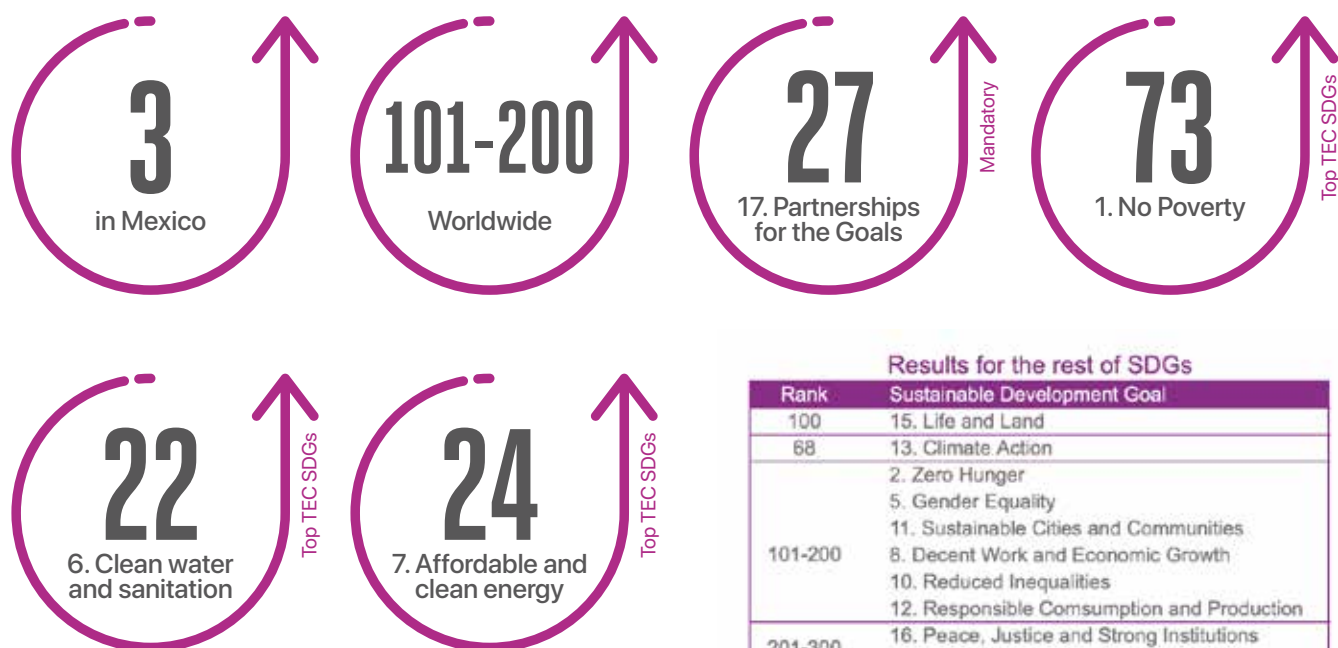


THE - Impact Rankings 2021

The Times Higher Education Impact Rankings are the only global performance tables that assess universities against the United Nations' Sustainable Development Goals (SDG). THE use carefully calibrated indicators to provide comprehensive and balanced comparisons across three broad areas: research, outreach, and stewardship. Each SDG has a specific methodology.

This edition includes 768 universities. The measurement of this ranking is based on the progress and results aligned with 16 of the 17 Sustainable Development Goals (SDGs) of the UN.

For being ranked in the global table, a university needs to send information about the SDG 17 (Partnerships for the Goals) and at least other three SDG of their choice. In addition, each SDG is individually evaluated. The summary of the main results for Tec is as follows:



Results for the rest of SDGs	
Rank	Sustainable Development Goal
100	15. Life and Land
68	13. Climate Action
101-200	2. Zero Hunger
	5. Gender Equality
	11. Sustainable Cities and Communities
	8. Decent Work and Economic Growth
201-300	10. Reduced Inequalities
	12. Responsible Consumption and Production
301-400	16. Peace, Justice and Strong Institutions
	9. Industry, Innovation and Infrastructure
	3. Good Health and Well-Being
	4. Quality Education

For further information, please refer to:
<https://www.timeshighereducation.com/rankings/impact/2021>




ARWU - Academic Ranking of World Universities 2019

By Subject

Shanghai Ranking Consultancy, a fully independent organization dedicating to research on higher education intelligence and consultation, manages the Academic Ranking of World Universities (ARWU). It has been published since 2003 using six objective indicators to rank world universities, including the number of alumni and staff winning Nobel Prizes and Fields Medals, number of highly cited researchers selected by Clarivate Analytics, number of articles published in journals of Nature and Science, number of articles indexed in Science Citation Index - Expanded and Social Sciences Citation Index, and per capita performance of a university.

More than 1200 universities are actually ranked by ARWU every year and the best 500 are published. ARWU also ranks university by disciplines (subjects). Despite Tec is not ranked in the worldwide table, we achieved a place in the following subjects:



For further information, please refer to:

<http://www.shanghairanking.com/Shanghairanking-Subject-Rankings/index.html>

Elaborated by América Economía Magazine since 2010. This ranking stated at UNAM with their EXECUM database (Estudio Comparativo de las Universidades Mexicanas)

The main sources of this ranking are EXECUM from UNAM, COPAES, CIEES, SNI, CONACYT, and PNPC. Since 2017, universities also deliver this information to América Economía: Diversity and Inclusion, Internationalization, and Teaching Quality.

Tec started participating in 2014 and since 2015 maintains position #2 in Mexico.



Indicators of the ranking:

- Teaching quality: 30%
- Research: 20%
- Internationalization: 15%
- Reputation: 15%
- Offer of postgraduate studies: 10%
- Accreditation: 5%
- Inclusion and Diversity: 5% (Integrated indicator in 2017)

For further information, please refer to:

<https://mba.americaeconomia.com/articulos/notas/ranking-de-universidades-de-mexico-2020>



“

Rankings provide comparative external evaluations between Tecnológico de Monterrey and our regional, national, and international peers.

With ranking information, we can perform internal and external analysis to identify areas for improvement, as well as university best practices and strategies that we can implement.



Neil Hernández Gress
Associate ViceRector for Research

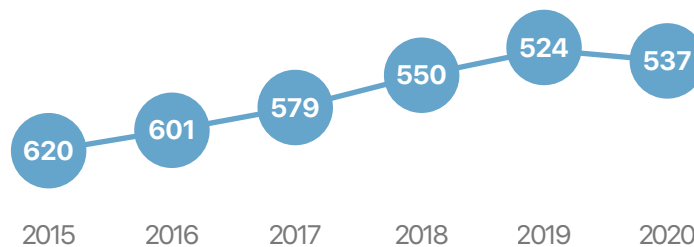




RUR - Round University Ranking 2020

RUR Rankings Agency was founded in 2013 and based in Moscow, Russian Federation. The Agency publishes world university ranking - Round University Ranking (RUR) rankings system and also offers consulting services for universities to strengthen their competitiveness in higher education sector.

RUR measures performance of 850 leading world universities from 80 countries by 20 unique indicators and 4 key areas of university activities: teaching, research, international diversity, financial sustainability. All the raw data (like number of students, academic staff etc.) is provided by Thomson Reuters through a special data survey called Global Institutional Profiles Project (GIPP).



For further information, please refer to:
<https://roundranking.com/ranking/world-university-rankings.html#world-2020>

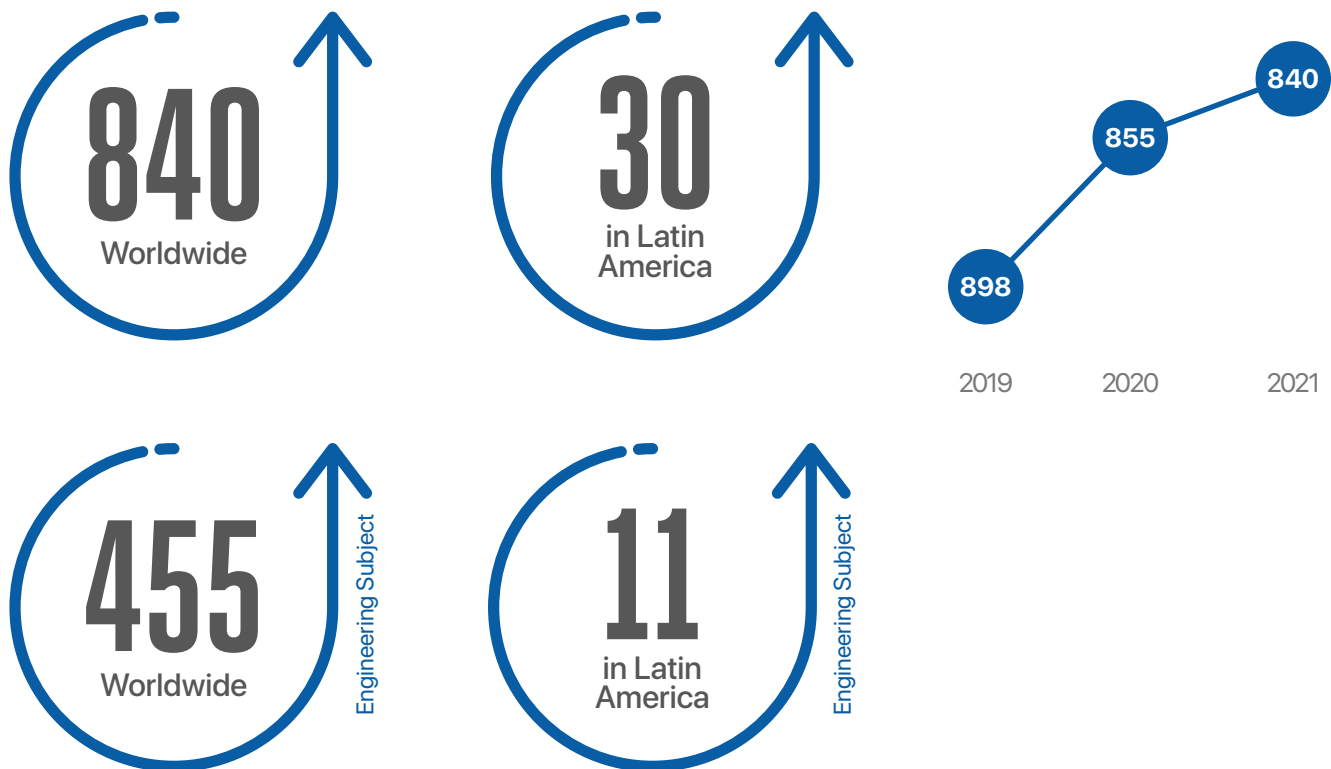


Best Global Universities Ranking – US News and World Report 2021

U.S. News & World Report started as a newsweekly magazine in 1933, but it transitioned in 2010 to a multi-platform site of news and information, which includes the main website and annual print and e-book versions of its authoritative rankings of Best Colleges, Best Graduate Schools and Best Hospitals.

Since 2014, Best Global Universities Rankings has been published. The seventh annual edition (2021) encompass the top 1,500 institutions spread across 86 countries (five more than last year). Thirteen indicators are measured for each university.

US News is partnered with Clarivate Analytics, who produces the Academic Reputation Survey and Bibliometric Data (Web of Science) used in the ranking.



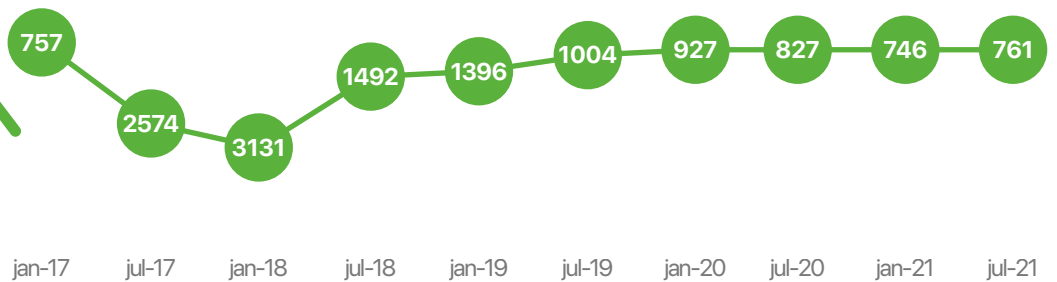
For further information, please refer to:
<https://www.usnews.com/education/best-global-universities/rankings>

Webometrics Ranking of World Universities is an initiative of the Cybermetrics Lab, a research group belonging to the Consejo Superior de Investigaciones Científicas (CSIC), the largest public research body in Spain. The ranking objective is "To promote Web publication. Supporting Open Access initiatives, electronic access to scientific publications and to other academic material are our primary targets".

Published twice a year since 2004 (end of January and July). Data is collected between 1 and 20 of January or July, depending of the edition. It covers more than 28,000 Higher Education Institutions worldwide.



Indicators	Meaning	Description	Source	Weight
PRESENCE	Public knowledge shared	Size (number of pages) of the main webdomain of the institution. It includes all the subdomains that share the same (central/main)webdomain.	Google	5%
VISIBILITY (or IMPACT)	Web content impact	Number of external networks (subnets) linking to the institution's webpages (normalized and then average value).	Ahrefs Majestic	50%
TRANSPARENCY (or OPENNESS)	Top cited researches	Number of citations from Top 110 authors. The top ten (10) profiles of the list is EXCLUDED for improving representativeness by removing outliers.	Google Scholar Citations	10%
EXCELLENCE (or SCHOLAR)	Top cited papers	Number of papers amongst the top 10% most cited in the 26 disciplines. Data for the five year period: 2013-2017	Scimago	35%



For further information, please refer to: <https://www.webometrics.info/en/world>

